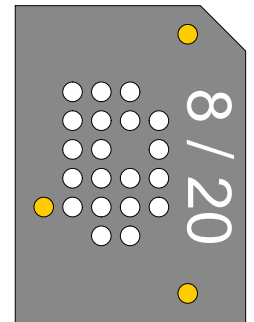
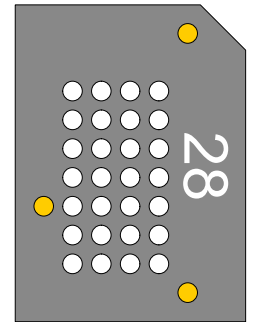


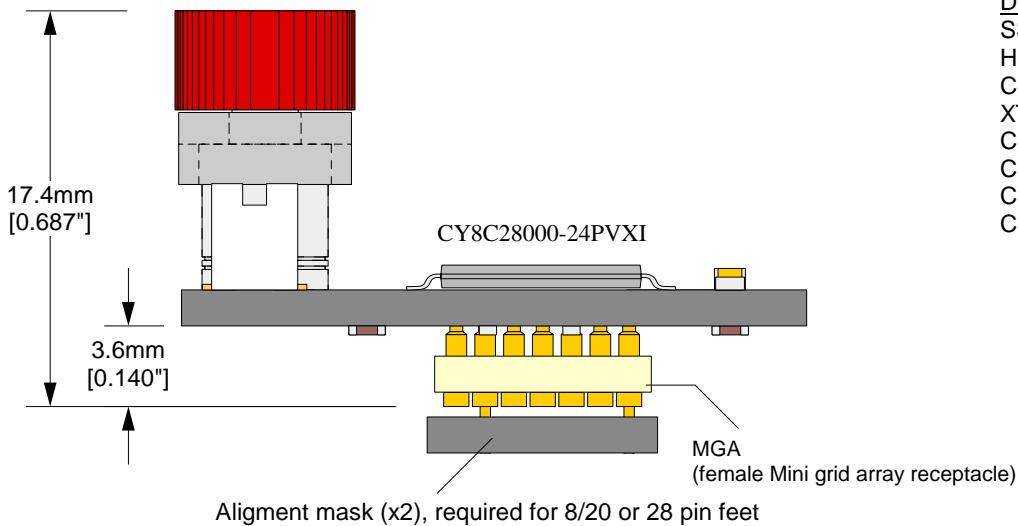
Foot alignment Masks (plugs onto MGA)



C4253
(for 8 & 20 pin feet)



C4254
(for 28 pin feet)



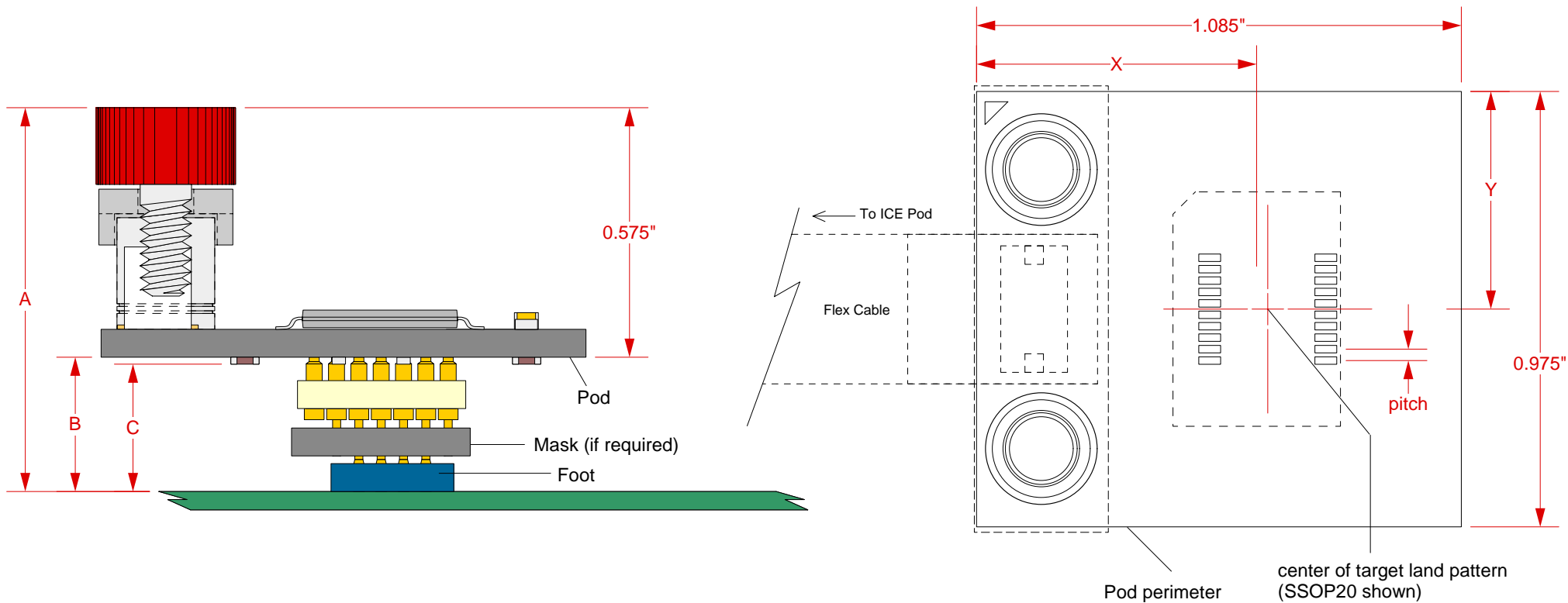
Description: CY8C28XXX POD
 SSOP56 OCD (CY8C28000-24PVXI).
 Hirose cable connector with retention mechanism included.
 Compatible with:
 XT-PSoC-15-20H-10-01 - Flex cable (to ICE cube)
 Compatible with the following Non-QFN feet:
 C3845 - SSOP20 foot
 C3846 - SSOP28 foot
 C3850 - TQFP44 foot



Tolerances: diameters $\pm 0.03\text{mm}$ [± 0.001 "],
 PCB perimeters $\pm 0.13\text{mm}$ [± 0.005 "],
 PCB thicknesses $\pm 0.18\text{mm}$ [± 0.007 "],
 pitches (from true position) $\pm 0.08\text{mm}$ [± 0.003 "],
 all other tolerances $\pm 0.13\text{mm}$ [± 0.005 "]
 unless stated otherwise. Materials and specifications are subject to change without notice.



POD clearance, with respect to center of target pattern



Foot Part number	Description	Pitch	Mask required	A	B	C	X	Y
C3845	SSOP20 foot	0.65mm	C4253	0.865"	0.290"	0.265"	0.652"	0.488"
C3846	SSOP28 foot	0.65mm	C4254	0.865"	0.290"	0.265"	0.652"	0.513"
C3850	TQFP44 foot	0.8mm	no	0.848"	0.273"	0.248"	0.627"	0.513"

EA-8C28XXX-NQ-01 Drawing

© 2009 IRONWOOD ELECTRONICS, INC.
 Tele: (800) 404-0204
 www.ironwoodelectronics.com

Status: Released

Scale: ~3:1

Drawing: J. Glab

Date: 6/8/09

File: EA-8C28XXX-NQ-01 Dwg

Modified:

Tolerances: diameters $\pm 0.03\text{mm}$ [± 0.001 "],
 PCB perimeters $\pm 0.13\text{mm}$ [± 0.005 "],
 PCB thicknesses $\pm 0.18\text{mm}$ [± 0.007 "],
 pitches (from true position) $\pm 0.08\text{mm}$ [± 0.003 "],
 all other tolerances $\pm 0.13\text{mm}$ [± 0.005 "]
 unless stated otherwise. Materials and specifications are subject to change without notice.