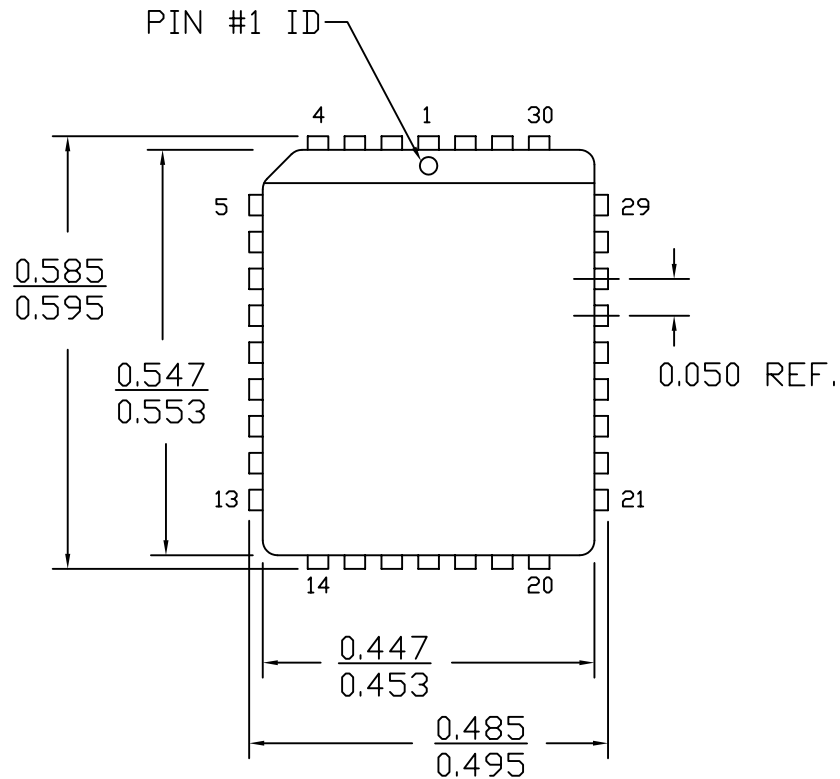
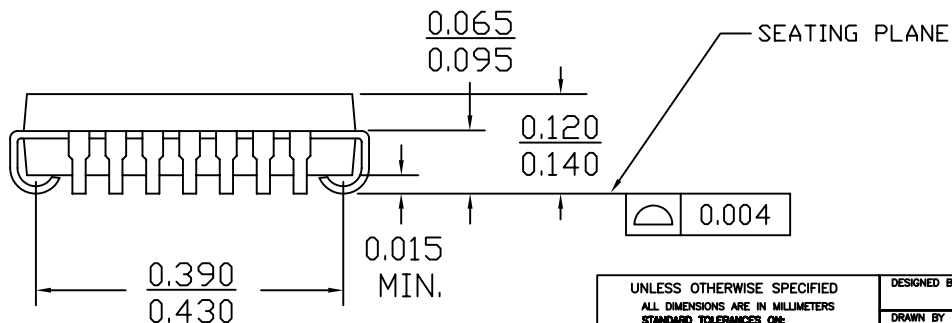
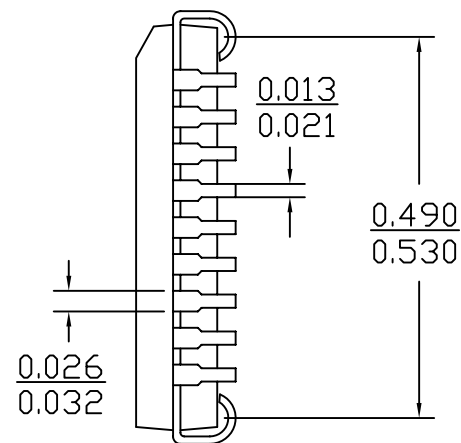


32 Lead Plastic Leaded Chip Carrier J65

REVISIONS						
PAGE	ZONE	REV	ECN	DESCRIPTION	DATE	APPROVED
1	-	**	N/A	N/A	N/A	N/A
1	-	*A	1455	CHG. STAND-OFF HEIGHT MIN. TO .120	11/20/95	N/A
1	-	*B	49361	ADD LEAD COPLANARITY, CHG. TITLE	03/28/97	HTN
1	-	*C	2868863	CHANGED TEMPLATE, CHANGE TITLE FROM 32LD PLCC PACKAGE OUTLINE TO PACKAGE OUTLINE, 32L PLCC .453X.553 INCHES J32	01/28/10	QAD
1	-	*D	3313065	NO CHANGE. SUNSET REVIEW.	07/14/11	N/A



DIMENSIONS IN INCHES MIN.
MAX.



UNLESS OTHERWISE SPECIFIED ALL DIMENSIONS ARE IN MILLIMETERS STANDARD TOLERANCES ARE: DECIMALS .XX ± 0.05 .XXX ± .XXXX + ANGLES ± 1°	DESIGNED BY	N/A	DATE	N/A	
	DRAWN BY	HTN	DATE	03/28/97	
	CHECKED BY	QAD	DATE	07/14/11	
	APPROVED BY	ECVI	DATE	07/14/11	
MATERIAL	N/A	APPROVED BY	BTL	DATE	07/14/11
FINISH	N/A	APPROVED BY	N/A	DATE	N/A

CYPRESS Company Confidential			
TITLE			
PACKAGE OUTLINE, 32L PLCC .453X.553 INCHES J32			
SIZE	PART NO.	DWG NO	REV
A	J32	51-85002	*D
SCALED TO FIT	ENG'G REV	N/A	SHEET 1 OF 1

THIS DRAWING CONTAINS INFORMATION WHICH IS THE PROPRIETARY PROPERTY OF CYPRESS SEMICONDUCTOR CORPORATION. THIS DRAWING IS RECEIVED IN CONFIDENCE AND ITS CONTENTS MAY NOT BE DISCLOSED WITHOUT WRITTEN CONSENT OF CYPRESS SEMICONDUCTOR CORPORATION.