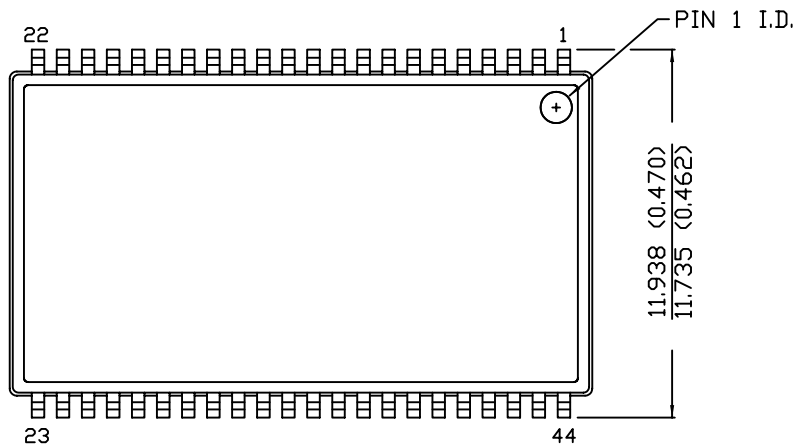



# 44 Lead TSOP TYPE II – STANDARD

REVISIONS						
PAGE	ZONE	REV	ECN	DESCRIPTION	DATE	APPROVED
		**	46426	NEW RELEASE	10/08/96	
		*A	49487	CHG. TITLE	06/11/97	
1	-	*B	2779866	CHANGED TO STANDARD DRAWING TEMPLATE	10/07/09	TSV
1	-			CHANGED TITE FROM 44LD TSOP II PKG OUTLINE TO PACKAGE OUTLINE 44L TSOP Z44-II		
1	-	*C	2889922	CHANGE EJECTOR PIN TO EJECTOR MARK, ADD NOTES ON THE EJECTOR MARK	03/10/10	TSV
1	-	*D	3351957	Corrected the template title from Package Outline to Package outline	08/23/11	TSV
1	-	*E	3722534	ADDED "PKG WEIGHT: REFER TO PMDD SPEC."	08/24/12	QAD

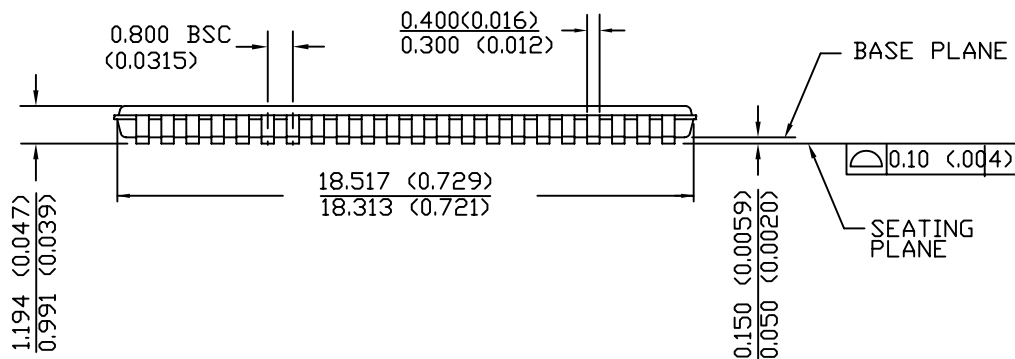


TOP VIEW

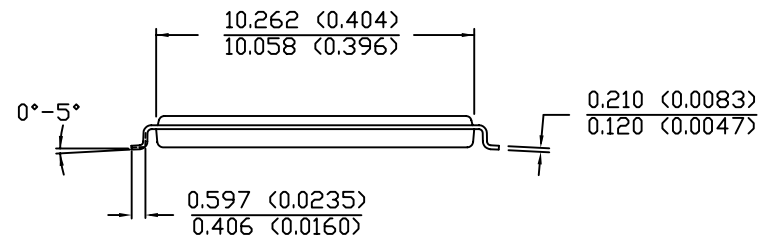


BOTTOM VIEW


EJECTOR MARK  
(OPTIONAL)  
CAN BE LOCATED  
ANYWHERE IN THE  
BOTTOM PKG



DIMENSION IN MM (INCH) MAX MIN.  
PKG WEIGHT: REFER TO PMDD SPEC



THIS DRAWING CONTAINS INFORMATION WHICH IS THE PROPRIETARY PROPERTY OF CYPRESS SEMICONDUCTOR CORPORATION. THIS DRAWING IS RECEIVED IN CONFIDENCE AND ITS CONTENTS MAY NOT BE DISCLOSED WITHOUT WRITTEN CONSENT OF CYPRESS SEMICONDUCTOR CORPORATION.

UNLESS OTHERWISE SPECIFIED ALL DIMENSIONS ARE IN MILLIMETERS STANDARD TOLERANCES ARE:  DECIMALS .XX ± 0.05 .XXX ± .XXXX +  MATERIAL  FINISH		DESIGNED BY HTN / BSC	DATE 06/11/97	 <b>CYPRESS</b> Company Confidential	
		DRAWN BY HTN	DATE 06/11/97		
		CHECKED BY EDCA	DATE 08/24/12		
		APPROVED BY ZZQ	DATE 08/24/12		
DEFAULT TEXT		APPROVED BY QAD	DATE 08/24/12	TITLE PACKAGE OUTLINE 44L TSOP Z44-II	
DEFAULT TEXT		APPROVED BY CMG	DATE 08/24/12		
		SIZE A	PART NO. Z44-II	DWG NO 51-85087	REV *E
		SCALED TO FIT	SHEET 1 OF 1		