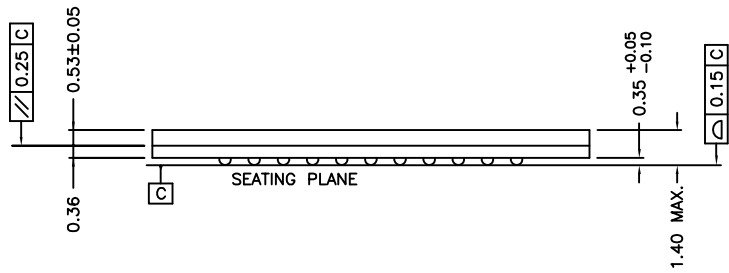
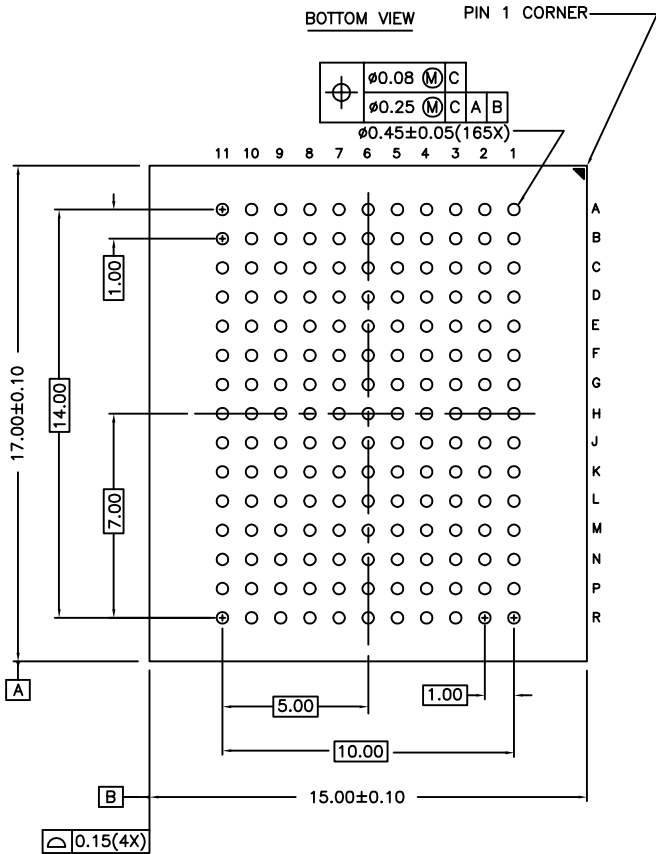
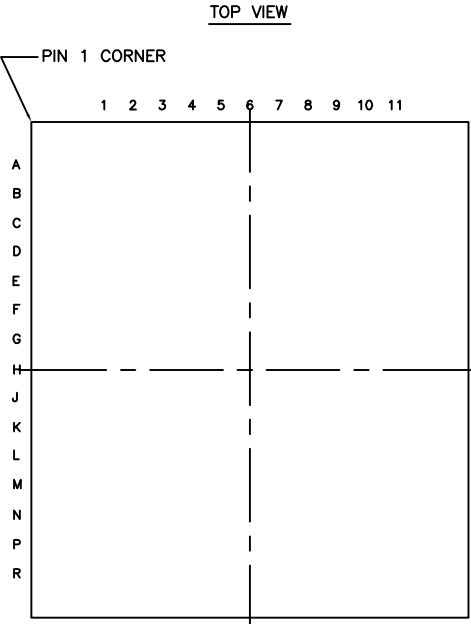


REVISIONS						
PAGE	ZONE	REV	ECN	DESCRIPTION	DATE	APPROVED
1	-	**	115878	NEW RELEASE	06/24/02	
1		*A	129790	CHANGE SUBSTRATE THICKNESS, PKG. HEIGHT, LEAD COPLANARITY, BALL HEIGHT TOL., TITLE.	09/17/03	
1	A-5	*B	2741152	CONVERTED TO STANDARD DRAWING FORMAT CHANGED POSITION TOLERANCE FROM 0.05 TO 0.08	07/20/09	BZG



NOTE:
JEDEC REFERENCE : MO-216 / ISSUE E

UNLESS OTHERWISE SPECIFIED		DESIGNED BY	DATE	CYPRESS	
ALL DIMENSIONS ARE IN MILLIMETERS		DRAWN BY	DATE	Company Confidential	
STANDARD TOLERANCES ON:		TZWTMP1	07/20/09		
DECIMALS	ANGLES	CHECKED BY	DATE	TITLE	
.XX ± 0.05	± 1°	BZG	07/20/09	PACKAGE OUTLINE, 165LD FBGA 15X17X1.40MM	
.XXX ±		APPROVED BY	DATE	(0.45 BALL DIAMETER)	
.XXXX ±		TZW	07/20/09		
MATERIAL		APPROVED BY	DATE	SIZE	PART NO.
SEE NOTES ON PAGE 2 AND 3		QAD	07/20/09	A	BB165C
FINISH		APPROVED BY	DATE	SCALED TO FIT	ENG'G REV
SEE NOTES ON PAGE 2 AND 3		CMG	07/20/09		ENG-00
					SHEET 1 OF 1

THIS DRAWING CONTAINS INFORMATION WHICH IS THE PROPRIETARY PROPERTY OF CYPRESS SEMICONDUCTOR CORPORATION. THIS DRAWING IS RECEIVED IN CONFIDENCE AND ITS CONTENTS MAY NOT BE DISCLOSED WITHOUT WRITTEN CONSENT OF CYPRESS SEMICONDUCTOR CORPORATION.